



Penetration rates:


**Internet Dial-Up,  
by persons**



**Number of  
SMS text messages**

Penetration rates:

**Cellular Phones  
by persons**



Penetration Rates:  
**Fixed Lines  
by persons**



**Number of  
Broadband  
Subscriptions  
by technology ('000)**

	ADSL	SDSL	Wireless	Others	Total
2005	477.7	3.7	5.9	14.4	501.7
2006	735.9	4.8	15.1	141.4	897.2
2007 (Q3)	932.2	6.1	31.1	259.6	1229.0

Penetration rates:  
**Broadband  
by persons**



## Number of Post Offices



## Number of Courier Companies

## Traffic Postal - Domestic

(Million)




Letters

1,154.9

1,153.5

1,154.3

613.8



Parcels

0.9 **2004**

1.0 **2005**

1.1 **2006**

0.4 **2007 (1H)**

## Traffic Courier - Domestic

(Million)




Documents

**2004** 13.6

**2005** 13.0

**2006** 13.2

**2007 (1H)** 10.4



Parcels

8.3

4.2

6.2

3.8