

Broadband Meter – Subscribers and Users

ICT Development Index (IDI)

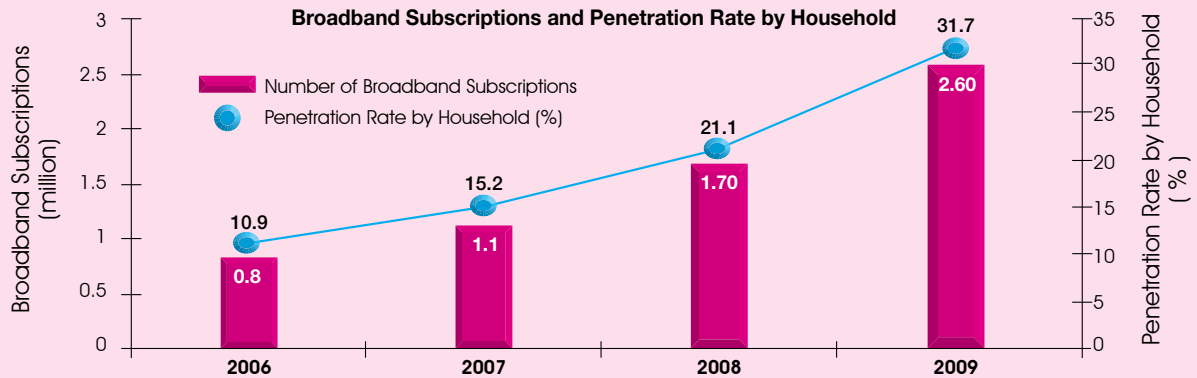


	2007	2002
	52	50

IDI provides an indication of the availability of ICT infrastructure and individual access to basic ICT.

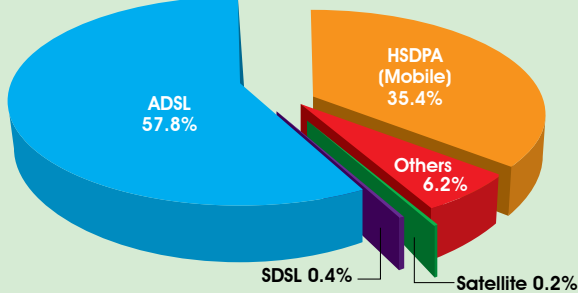
Source: International Telecommunication Union (ITU)

Malaysia Broadband Snapshots



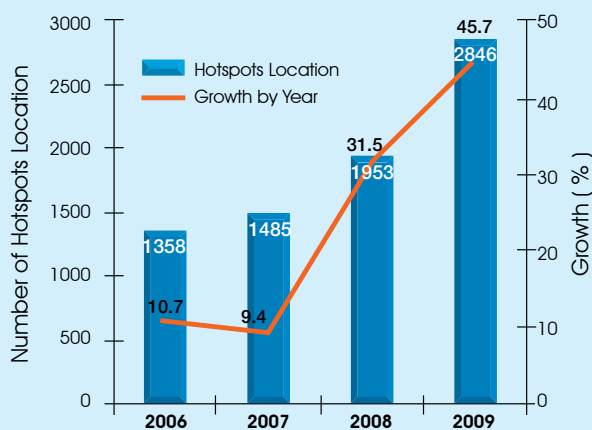
Malaysia Broadband

Percentage of Broadband Subscriptions by Technology, 2009 ('000)

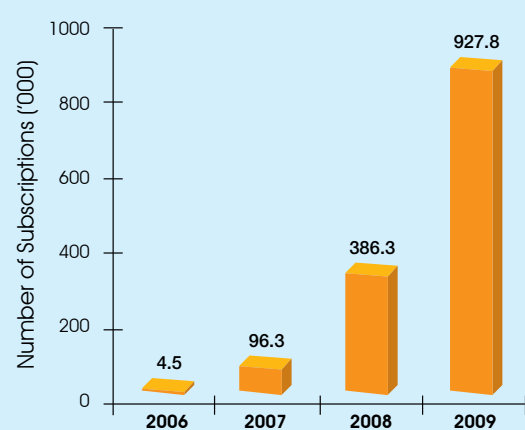


	ADSL	SDSL	Satellite	HSDPA (Mobile)	Others (Fixed & Wireless Broadband)
2006	735.9	4.8	1.9	4.5	8.6
2007	1,002.4	6.5	2.0	96.3	9.1
2008	1,284.8	7.9	4.9	386.3	34.2
2009	1,513.5	10.2	5.3	927.8	163.5

Number of Hotspots Location and Growth



HSPA (Mobile) Subscriptions



Global Household Broadband Penetration Ranking (2008)

Rank	Country	Household Broadband Penetration (%)
1	South Korea	95
2	Singapore	88
3	Netherlands	85
4	Denmark	82
5	Taiwan	81
44	Malaysia	21

Source: Strategy Analytics

Malaysia: Activity on the Internet

